




LOOKBOOK 2026



75TH EMU ICONOGRAPHY OF A STYLE A JOURNEY
THROUGH CREATIONS THAT HAVE SHAPED OUTDOOR
SPACES ALL OVER THE WORLD THE ITALIAN ART OF
LIVING IN THE OPEN AIR

In the 75th year since its foundation, EMU celebrates Design as a characteristic feature of its creative and inspirational work. Since the beginning, EMU has redefined the art of living in the open air. A commitment made up of history, tradition, craftsmanship; thanks to the innovation has grown to become a legacy that has shaped outdoor spaces all over the world. Through these collections, we honor the enduring beauty, elegance, and functionality of our furniture, as well as the designers, artisans, and visionaries who have shaped our journey. Not just furnishings, but the creation of indelible memories. We are with you. We are EMU. We think outside.

"Care less about time because our work is timeless".



OUR VALUES FROM THE BEGINNING



EMU, a company at the forefront of technical know-how in the processing and protection of metal, produces both domestic and contract outdoor furniture suitable for different styles, to create authentic and ideal environments to enjoy the outdoors with comfort, conviviality, and relaxation.

With its revolutionary drive and intuition, EMU was among the first companies to establish collaborations with the most famous Italian and international creators and architects, thus introducing design to the outdoor sector.

With its deep commitment to the 100% Made in Italy production philosophy and unwavering faithfulness to the culture of its homeland, the company has an international market distribution over 85 countries.

The continuous exchange of experiences and ideas and a global sales network, combined with inclusive and sustainable ethical choices, have fostered an international mindset focusing on designing not just products, but complete furnishing solutions. With this heritage in our hearts, the company works to seize future opportunities, always inspired by the culture of outdoor living.



OUR ALL-ITALIAN QUALITY

EXPECTING THE BEST IN TERMS OF QUALITY
SEEKING PERFECTION IN EVERY DETAIL ADOPTING
AN INNOVATIVE MENTALITY THESE HAVE ALWAYS
BEEN EMU'S GUIDELINES



The company carries out and monitors all stages of manufacture at its factory in Marsciano in the heart of Umbria, and coordinates all production stages at its other sites, in an integrated network that follows the most modern organisation models.

The indisputable quality of the company's products is the result of a perfect combination of technology and human input, a priceless heritage achieved thanks to people's passion and know-how. And it is precisely this historic know-how in metal processing that ensures the products' long life cycle and excellent resistance against weather conditions.

EMU has always known just how to create an authentic Made-in-Italy outdoor environment by furnishing it with timeless icons of design, allowing people to come together and enjoy comfort, companionship and relaxation.

« The Italian genius has used in the freest and finest way what he has borrowed and has put into it much more than he has obtained from it, being the richest genius, who could give the most. »

Friedrich Nietzsche





SUSTAINABILITY WITH A GREEN HEART

CARE AND CONSIDERATION FOR THE ENVIRONMENT ARE IN THE VERY DNA OF EMU VALUES THAT THE COMPANY HAS HANDED DOWN FROM GENERATION TO GENERATION FATHER TO SON



EMU's dedication to the responsibility starts with our Sustainability Report, ESG Rating, Ethical Code, AEO (Authorized Economic Operator) and ISO 9001 certifications and we are FSC® certified (FSC-C006211). Look for our FSC® certified products.

EMU's dedication to the environment involves the entire life cycle of the product, from the use of 100% recyclable and incombustible materials like steel and aluminum, to waste minimisation and recycling.

The environmental compatibility of the entire EMU range is also guaranteed by its commitment to constantly reducing the use of plastic in packaging, which is increasingly small and made up of recyclable cardboard.

All the materials used for the production pass through a strict selection process certificated teak; powder paints free from VOC (Volatile Organic Compounds) for more even coating, resulting in less product waste. EMU-Tex, a phthalate-free technical fabric for outdoor, used for deckchairs and sunbeds. HPL, used for some tabletops, completely non-toxic and made of 70% renewable sources.



EMU'S KNOW-HOW

EMU MAKES STRIDES IN TECHNOLOGICAL INNOVATION EVERY DAY



Tradition and innovation come together thanks to a constant investment in advanced technology and automation, like robotic systems for welding and finishing and the exclusive EMU-Coat anti-corrosion process.

EMU's know-how also finds expression in its style choices, thanks to its use of mixed materials and beautiful outdoor fabrics. This vision takes shape inside the Design&Simulation Centre, a research hub that aims to boost the development activities of the design department in a space where technicians and designers can find inspiration for the continuous evolution of processes and products.

The company's innate desire to advance towards the future is also fuelled by a fruitful exchange of ideas with young minds, made possible by a collaborative relationship with national and international universities and design centres.



75
YEARS OF HISTORY

140.000
SQM OF FACTORY IN UMBRIA,
INCLUDING A COVERED SPACE OF 50.000

3.800
TONNES OF RAW MATERIALS USED EVERY YEAR

450.000
ITEMS PRODUCED EVERY YEAR

85
COUNTRIES WHERE EMU OPERATES

COLLECTIONS INDEX

STEEL collections

ALA	319
ALISEA	154
ARC EN CIEL	314
ATHENA	315
BAHAMA	280
CABLA	72
CAFÉ	174
CANNOLE	114
CAPRERA	317
CODE	315
COLLIER	42
COMBO	294
COMO	96
COUPOLE	316
DARWIN	210
HEAVEN	184
IVY	148
MIA	266
MOM	252
NOVA	318
PIGALLE	317
PLUS4	228
QUADRO	204
RE-TROUVÉ	190
REEL	142
RIO R50	246
RIVIERA	236
RONDA	316
RONDA X	286
ROUND	196
SAINT MARTIN	28
SEGNO	320
SNOOZE	272
SOLE	319
STAR	318
THOR	260

ALUMINIUM collections

ANGEL	52
ANTIGUA	16
CAROUSEL	106
CIAK	216
EMILY	302
HOLLY	314
LYZE	130
NEF	160
SHINE	120
STAR	318
TAMI	136
TERRA	90
TERRAMARE	82
TIKI	222
TWINS	60
URBAN	320
YARD	166

ACCESSORIES

CAMALEON	308
CONE	321
FICUS	321
OTTOMAN	322
PATCHWALL	323
RED CARPET	322

DESIGNERS



JEAN NOUVEL



SEBASTIAN HERKNER



PAOLA NAVONE



FEDERICA BIASI



SAMUEL WILKINSON



CHIARAMONTE/MARIN



ANDREUCCI & HOISL



LCM MARIN DESIGN STUDIO



MARCO ACERBIS



STEFAN DIEZ



ARIK LEVY



MARTIN DRECHSEL



ALESSANDRO STABILE



FLORENT COIRIER



PATRICIA URQUIOLA



CHRISTOPHE PILLET



LUCIDI/PEVERE



JEAN-MARIE MASSAUD



ALDO CIABATTI



PIO & TITO TOSO



PATRICK NORGUET



CRISTELL/GARGANO



ANGELETTI/RUZZA



ANTIGUA

DESIGN BY
FEDERICA BIASI
2026

The inspiration comes from lines and geometries of the sea waves. The Antigua sofa collection combines soft aluminium shapes and light weave patterns creating design solutions that recall a feeling of authenticity and dynamism. The sofa collection shapes and sizes are designed with large and inviting seats evoking a perception of airiness and freedom. The aluminum main structure ensures durability and ease of movement making each element extremely versatile and suitable for different environments. The ergonomic support is guaranteed by many backrest cushions to offer a level of enveloping and modular comfort.



- 16 - Antigua 2-Seater Sofas (Art. 1392 color 46-94); Seat and Back Cushions (Art. C/1392 + 2x C/1394 color 600/40); Antigua 3-Seater Sofa (Art. 1393 color 46-94); Seat and Back Cushion (Art. C/1393 + 3x C/1394 color 600/40); Decorative Cushions (Art. C/705 color 600/37, 600/40).
- 18 - Antigua 1-Seater Sofa (Art. 1391 color 23-94); Seat and Back Cushion (Art. C/13291, C/1394 color 900/18); Decorative Cushions (Art. C/701 color 600/38).
- 19 - Antigua 1-Seater Sofa (Art. 1391 color 23-94); Seat and Back Cushion (Art. C/13291, C/1394 color 900/18); Decorative Cushions (Art. C/701 color 600/38); Cabla Coffee Table (Art. 5047 color 46).







20 - Antigua 3-Seater Sofa (Art. 1393 color 24-92); Seat and Back Cushion (Art. C/1393 + 3x C/1394 color 600/42); Antigua Coffee Tables (Art.1396 color 17); Antigua Coffee Table (Art. 1397 color 24).

21 - Antigua 1-Seater Sofa (Art. 1391 color 23-94); Seat and Back Cushion (Art. C/13291, C/1394 color 900/18); Decorative Cushions (Art. C/701 color 600/32); Antigua Pouf (Art. 1395 color 23); Seat Cushion (Art. C/1395 color 900/18).

22 - Antigua 3-Seater Sofa (Art. 1393 color 24-92); Seat and Back Cushion (Art. C/1393 + 3x C/1394 color 600/42); Decorative Cushions (Art. C/701 color 700/13, 700/34); Terramare Coffee Table (Art. 733+736P color 24-34); Ottoman Rug (Art. 3003 color 900/44).



SINUOUS







SAINT MARTIN

DESIGN BY
MARCO ACERBIS
2026

Saint Martin is a highly flexible sofa collection having transversality as a main characteristics thanks to the repeatability of a single steel base. Starting from metal, as expression of EMU DNA, the base is easily assembled with unique removable metal tube armrest/backrest elements and design a linear but welcoming piece of furniture. These removable elements are also available in a wicker weaved version whose twist motif and natural color are inspired by authentic hyacinth fiber.



28- St.Martin 1-Seater Sofa (Art. 1381 color 41); Seat and Back Cushion (Art. C/1371 + C/1381 color 600/37); St. Martin 3-Seater Sofa (Art. 1383 color 41); Seat and Back Cushion (Art. C/1373 + 3x C/1381 color 600/40); St. Martin Coffee Table (Art. 1375 + 1376 color 41-53); Decorative Cushions (Art. C/701 and C/705 color 600/40, 600/37, 600/38); Red Carpet Rug (Art. 3002 color 900/43 + 900/75).

30- St.Martin 1-Seater Sofa (Art. 1381 color 41); Seat and Back Cushion (Art. C/1371 + C/1381 color 600/38); Decorative Cushions (Art. C/705 color 600/38); St. Martin Pouf (Art. 1377 color 22); Seat Cushion (Art. C/1377 color 600/38).

31- St.Martin 1-Seater Sofa (Art. 1381 color 41); Seat and Back Cushion (Art. C/1371 + C/1381 color 600/37); Decorative Cushions (Art. C/705 color 600/38); St. Martin Coffee Table (Art. 1375 + 1376 color 41-53).

32- St.Martin 1-Seater Sofa (Art. 1381 color 41); Seat and Back Cushion (Art. C/1371 + C/1381 color 600/37); St. Martin 1-Seater Sofa (Art. 1381 color 41); Seat and Back Cushion (Art. C/1371 + C/1381 color 600/38); St. Martin 3-Seater Sofa (Art. 1383 color 41); Seat and Back Cushion (Art. C/1373 + 3x C/1381 color 600/40); St. Martin Coffee Table (Art. 1375 + 1376 color 41-53); Decorative Cushions (Art. C/701 and C/705 color 600/40, 600/37, 600/38); Red Carpet Rug (Art. 3002 color 900/43 + 900/75).







- 34 - St. Martin 1-Seater Weaving Sofa (Art.1371 color 23-27); Seat and Back Cushion (Art. C/1371 + C/1381 color 900/71); St. Martin 2-Seater Weaving Sofa (Art. 1372 color 23-27); Seat and Back Cushion (Art. C/1372 + 2x C/1381 color 900/71); Decorative Cushions (Art. C/701 and Art. C/705 color 600/39, 600/38); St. Martin coffee table (Art. 1375 + 1376 color 23-51); Cone Lamp (Art. 2007A + 2007B + 2007D); Dress Code (Art. DC/2002 color 900/99).
- 35 - St. Martin 1-Seater Weaving Sofa (Art. 1371 color 23-27); Seat and Back Cushion (Art. C/1371 + C/1381 color 900/71); St. Martin 2-Seater Weaving Sofa (Art. 1372 color 23-27); Seat and Back Cushion (Art. C/1372 + 2x C/1381 color 900/71); Decorative Cushions (Art. C/701 and Art. C/705 color 600/39, 600/38).
- 36 - St. Martin 1-Seater Weaving Sofa (Art. 1371 color 23-27); Seat and Back Cushion (Art. C/1371 + C/1381 color 900/71); St. Martin 2-Seater Weaving Sofa (Art. 1372 color 23-27); Seat and Back Cushion (Art. C/1372 + 2x C/1381 color 900/71); Decorative Cushions (Art. C/701 and C/705 color 600/40, 600/38); St. Martin Coffee Table (Art. 1375 + 1376 color 23-51).



TEXTURED







COLLIER

DESIGN BY
LCM MARIN DESIGN STUDIO
2025

Collier, designed by LCM Marin Design Studio, is a classic collection that stands out for its elegance and harmonious forms. The refined details and playful geometric contrasts evoke traditional forms and inspirations, making it an ideal furnishing solution for sophisticated settings, both in hospitality and residential contexts. The sofa collections complete the dining set, a brass-coloured decorative element enhances the armrests of both the lounge chairs and of the two and three-seater sofas. The distinctive shape is attractive and enveloping, each curve is a soft embrace, each line is a delicate thread of comfort.



42- Collier 1-Seater Sofa (Art. 1365 color 75); Seat and Back Cushion (Art. C/1356 + C/1368 color 600/42); Collier 3-Seater Sofa (Art. 1367 color 75); Seat and Back Cushion (Art. C/1367 + 2x C/1370 color 600/42); Collier Coffee Table (Art. 1356 + 1341 color 75-59); Red Carpet Rug (Art. 3002 color 900/40-900/71).

44- Collier Round Table Frame (Art. 1358 color 75); Collier 6/7 Seat Porcelain Stoneware Round Table Top (Art. 1345 color 59); Collier Armchair (Art. 1351 color 75); Collier Seat and Back Cushion (Art. C/1350 + C/1351 color 600/35).


45- Collier 1-Seater Sofa (Art. 1365 color 75); Seat and Back Cushion (Art. C/1356 + C/1368 color 600/42).

46- Collier 1-Seater Sofa (Art. 1365 color 75); Seat and Back Cushion (Art. C/1356 + C/1368 color 600/42); Collier 3-Seater Sofa (Art. 1367 color 75); Seat and Back Cushion (Art. C/1367 + 2x C/1370 color 600/42); Collier Coffee Table (Art. 1356 + 1341 color 75-59).





SEXY







ANGEL

DESIGN BY
ANGELETTI/RUZZA
2019

Angel, designed by Angeletti/Ruzza, is a complete collection of dining and lounge chairs with matching cushions, as well as coffee and dining tables in various shapes and sizes that can accommodate up to 8 people. Featuring a soft design with curvy graphics, comfort and an aluminium structure, Angel is the perfect collection for creating convivial atmospheres even at seashores.



52 - Angel Lounge Chairs (Art. 9045 color 23); Seat, Back and Armrest Cushions (Art. C/9045 + C/9044 color 900/09); Angel 2-Seater Sofa (Art. 9046 color 23); Seat, Back and Armrest Cushions (Art. C/9046 + C/9044 color 900/09); Coffee Table (Art. 9055 color 23).

54 - Angel Lounge Chairs (Art. 9045 color 26); Seat and Back Cushions (Art. C/9045 color 600/39); Decorative Cushions (Art. C/701 color 600/41, 600/47).

55 - Angel Armchairs (Art. 9042 color 71); Seat Cushions (Art. C/9042 color 700/13); Angel Rectangular Table (Art. 9053 color 71).



COSY







TWINS

DESIGN BY
SEBASTIAN HERKNER
2023

The Twins collection consists of two twin versions: one entirely made of certified teak, the other characterized by an interesting material mix between teak and aluminium, a perfect synthesis between the designer's experience and EMU's know-how. A collection made up of seats, tables and sofas, which overcomes the boundaries between outdoor and indoor. Its uniqueness makes possible the most varied combinations not only between the two versions but also with other EMU collections.



60 - Twins 1-Seater Alu/Teak Sofa (Art. 6045 color 23-82); Seat and Back Cushions (Art. C/6055 color 900/02); Decorative Cushion (Art. 706 color 900/16); Twins 2-Seater Alu/Teak Sofa (Art. 6046 color 23-82); Seat and Back Cushions (Art. C/6056 + 2x C/6057 color 900/02); Twins Teak Coffee Table (Art. 6060 color 82); Decorative Cushions (Art. C/705 color 900/16; Art. C/705 color 900/16, 600/43); Red Carpet Rug (Art. 3002 color 900/40-900/71).

62 - Twins Teak Coffee Table (Art. 6060 color 82); Twins 1-Seater Alu/Teak Sofa (Art. 6045 color 23-82); Seat and Back Cushions (Art. C/6055 color 900/02); Decorative Cushion (Art. 706 color 900/16, 600/43).

63 - Twins 4 Seats Square Table (Art. 6061 color 82); Twins Teak Chair (Art. 6051 color 82); Twins Teak Armchairs (Art. 6052 color 82); Twins Seat Cushion (Art. C/6051 color 900/09); Twins Seat and Back Cushion (Art. C/6052 color 900/09); Twins Alu/Teak Chair (Art. 6040 color 37-82); Twins Teak Lounge Chair (Art. 6053 color 82); Twins Seat and Back Cushion (Art. C/6053 color 900/09); Twins Coffee Table (Art. 6060 color 82).








64 - Twins 3-Seater Teak Sofa (Art. 6057 color 82); Dx-Sx-Middle Seat and Back Cushions (Art. C/6056, Art. C/6057, Art. C/6047 color 700/34); Decorative Cushions (Art. C/705 color 600/06, Art. C/706 color 900/71); Twins Teak Coffee Table (Art. 6060 color 82); Yard Coffee Table (Art. 507, Art. 509 color 41); Twins 1-Seater Alu/Teak Sofa (Art. 6045 color 41-82); Seat and Back Cushions (Art. C/6055 color 700/13); Twins 2-Seater Teak Sofa (Art. 6056 color 82); Dx-Sx Seat and Back Cushions (Art. C/6056, Art. C/6057 color 700/34); Red Carpet Rug (Art. 3002 color 900/42-900/45).

66 - Twins Teak Lounge Chair (Art. 6053 color 82); Twins Teak Coffee Table (Art. 6060 color 82); Twins Seat and Back Cushion (Art. C/6053 color 900/09).

67 - Twins 6/8 Seats Rectangular Table (Art. 6062 color 82); Twins Teak Chairs (Art. 6051 color 82); Twins Teak Armchairs (Art. 6052 color 82); Twins Seat Cushions (Art. C/6051 color 900/05); Twins Seat and Back Cushions (Art. C/6052 color 900/05).

SENSORY







CABLA

DESIGN BY
LUCIDI/PEVERE
2024

Cabla, designed by Lucidi/Pevere, is a modular and assembleable upholstered furniture system designed to allow many configurations using just 3 modules: a single linear seat, chaise longue and armrest. The metal core of the stainless steel structure, a product of EMU's longstanding expertise, is combined with the comfort and chromatic variety of the outdoor fabrics, achieving maximum compositional and expressive ductility in a wide range of settings, even for seaside. Wire mesh coffee tables in various shapes and sizes complete the collection, offering many options for hosting get-togethers with family and friends.



72- Cabla 3-Seater Sofa with Daybed (Art. 5036 + 5037 + 5038 + 5039 color 24); Seat, Back and Armrest Cushions (Art. C/5036 + C/5037 + C/5038 + C/5039 color 900/07); Decorative Cushions (Art. C/701 color 600/14, 900/05 + C/706 color 900/18); Cabla Big Coffee Table (Art. 5048 color 24); Cabla Small Coffee Table (Art. 5050 color 24).

74- Cabla Lounge Chair (Art. 5036 + 5038 + 5039 color 26); Seat, Back and Armrest Cushion (Art. C/5036 + C/5038 + C/5039 color 900/05); Cabla Small Coffee Table (Art. 5050 color 24).

75- Cabla 2-Seater sofa (Art. 5036 + 5038 + 5039 color 24); Seat, Back and Armrest Cushion (Art. C/5036 + C/5038 + C/5039 color 900/05); Cabla Lounge Chair (Art. 5036 + 5038 + 5039 color 26); Seat, Back and Armrest Cushion (Art. C/5036 + C/5038 + C/5039 color 900/05); Cabla Big Coffee Tables (Art. 5047 color 26); Cabla Small Coffee Table (Art. 5050 color 24).

76- Cabla Lounge Chair (Art. 5036 + 5038 + 5039 color 17); Seat, Back and Armrest Cushions (Art. C/5036 + C/5038 + C/5039 color 900/09); Cabla 5-Seater Corner Sofa (Art. 5036 + 5038 + 5039 color 23); Seat, Back and Armrests Cushions (Art. C/5036 + C/5038 + C/5039 color 900/09); Cabla Corner Table (Art. 5051 color 23); Cabla Big Coffee Table (Art. 5047 color 17); Cabla Small Coffee Table (Art. 5049 color 23, Art. 5050 color 17); Cone Small Lamp (Art. 2001 color 23); Cone Polyester Dress Code (Art. DC/2001 color 900/99); Cone Big Lamp (Art. 2004 color 17- 900/99); Ottoman Rug (Art. 3003 color 900/45).






ELEGANT







TERRAMARE

DESIGN BY
CHIARAMONTE/MARIN
2016

Welcoming shapes and wide dimensions characterise the Terramare collection by Chiaramonte/Marin, a comprehensive range of dining and lounge furniture, coffee tables and sunbeds, as well as dining tables in a variety of shapes and sizes, including square in a small and large version, and rectangular with different dimensions. The perfect collection to stylishly furnish hospitality and private spaces, both indoors and outdoors.




82 - Terramare Lounge Chair (Art. 729 color 24-200/95); Seat and Back Cushions of Lounge Chair (Art. C/729 color 700/13); Terramare 3 Seats Sofa (Art. 731 color 24-200/95); Seat and Back Cushions (3x Art. C/729 color 700/13); Terramare Medium Coffee Tables (Art. 733 + 736P color 24-34); Terramare Small Coffee Tables (Art. cod. 732 + 735P color 24-35); Terramare Big Coffee Tables (Art. 733 + 736P color 24-35).

84 - Terramare Lounge Chair (Art. 729 color 23-200/92); Seat and Back Cushions of Lounge Chair (Art. C/729 color 900/09); Decorative Cushions (Art. C/701 color 600/45, 600/43).

85 - Terramare 8 Seats Rectangular Table (Art. 725 color 23-51); Terramare Armchairs (Art. 728 color 23-200/92).

86 - Terramare Sunbeds (Art. 727 color 24-300/95).





ENFOLDING





TERRA

DESIGN BY
LCM MARIN DESIGN STUDIO
2023

'I imagined seeing the Earth from a privileged point of view. Terra is a generously sized folding lounge chair, which can migrate from the sea to the land, from the inside to the outside, and vice versa. Design, lightness, sturdiness, and choice of materials are its peculiarities.' Terra is a universal and charming product, as it adapts to any environment and suits to the most varied mix and matches with other EMU collections.




90 - Terra Director's Lounge Chairs (Art. 721 Color 24-200/95-300/66); Terra Footstool (Art. 723 color 24-300/66); Terra Seat Cushions (Art. C/721 color 900/05); Terramare Medium Coffee Table (Art. 733 + 736P color 24-36); Terramare Small Coffee Table (Art. 732 + 735 color 24-36).

92 - Terra Director's Lounge Chairs (Art. 721 Color 24-200/95-300/66); Terra Footstool (Art. 723 color 24-300/66); Terra Seat Cushions (Art. C/721 color 900/05); Terramare Medium Coffee Table (Art. 733 color 24, Art. 736P color 36); Terramare Small Coffee Table (Art. 732 color 24, Art. 735 color 36).

93 - Terramare 2-Seater Sofa (Art. 730 color 24-200/95); Seat and Back Cushions-Sofa (Art. C/729 color 700/34); Terra Director's Lounge Chairs (Art. 721 color 24-200/95-300/66); Seat Cushions (Art. C/721 color 600/36); Decorative Cushions (Art. C/701 color 600/33, 600/36, 700/34); Terramare Medium and Big Coffee Tables (Art. 733 + 736P, 734 + 737P color 24-34); Trevi Sunshade (Art. 995 color 22-21); Patchwall flower boxes (Art. 2042 color 22).



SOPHISTICATED





COMO

DESIGN BY
ANGELETTI/RUZZA
2019

What inspires most Como collection is its evocative power and its ability to reinterpret a classic line and give a contemporary look, which blends naturally into any setting. An extremely accurate study of practical proportions and efficacy are the key words in this collection, which consists of a dining chair, a small, low and high backed armchair, an armchair, a sofa, a coffee and a dining table.



96- Como Sofa (Art. 1205 color 24); Seat and Back Cushions (Art. C/1205 + C/1206 color 900/05); Como Lounge Chair (Art. 1204 color 24); Seat Cushion (Art. C/1204 color 900/77); Heaven Lounge Chair (Art. 487 color 24); Decorative Cushions (Art. C/705 color 600/35; Art. C/701 color 600/14); Como Small Coffee table (Art. 1208 color 24); Heaven Big Coffee Table (Art. 496 color 24 + 496/V color 83); Luciole Small Lamps (Art. 2010 color 24); Ottoman Rug (Art. 3003 color 900/44).

98- Como 2-Seater Sofa (Art. 1205 color 71); Seat and Back Cushions (Art. C/1205 + C/1206 color 900/18); Decorative Cushions (Art. C/701 color 600/39, 600/46); Como Coffee Table (Art. 1208 color 71); Ottoman Rug (Art. 3003 color 900/45).

99- Como Lounge Chair (Art. 1204 color 24); Seat and Back Cushion (Art. C/1204, C/1206 color 900/71).

100- Como Chairs and Short Back Armchairs (Art. 1200 and 1201 color 23); Seat Cushions (Art. C/1200 color 700/32); Como Table (Art. 494 + 1207 color 23); Como Sofa (Art. 1205 color 23); Seat and Back Cushions (Art. C/1205 + C/1206 color 700/13); Como Lounge Chair (Art. 1204 color 23); Seat and Back Cushion (Art. C/1204 + C/1206 color 700/13).





REFINED







CAROUSEL

DESIGN BY
SEBASTIAN HERKNER
2019

Ancient weaves are processed in a contemporary way to recall symbols of remembrance and make this furnishing collection the perfect, main character everywhere. The chair's three-dimensional armrest is a distinctive, elegant feature, which wraps around you in a unique embrace. Its aluminium structure is completed by various fabrics and materials, to offer numerous possible combinations like in a carousel. The Carousel collection, consisting of a dining armchair, a lounge armchair, sofa, pouf and coffee tables, is an extremely original Industrial Design product. Recommended for both contract and residential uses, it fits into modern and classic spaces.



106 - Carousel Alu-Thick Twist Rope Armchairs (Art. 1212 color 23-12); Seat Cushions (Art. C/1211 color 900/71); Como Table (Art. 494 + 1207 color 23); Carousel Alu-Thick Twist Rope Lounge Chairs (Art. 1216 color 23-12); Seat Cushion (Art. C/1215 color 900/71).

108 - Carousel Alu Flat Rope Lounge Chairs (Art. 1218 color 22-18); Seat Cushions (Art. C/1215 color 600/36); Decorative Cushions (Art. C/701 color 600/34).

109 - Carousel Armchairs (Art. 1213 color 23/12); Carousel Seat cushion (Art. C/1211 color 900/71); Terramare Square Table (Art. 720 color 23-51).

110 - Carousel Alu-Thick Twist Rope Sofa (Art. 1219 color 23-12); Seat Cushion (Art. C/1219 color 600/16); Carousel Alu-Thick Twist Rope Lounge Chairs (Art. 1216 color 23-12); Seat Cushion (Art. C/1215 color 600/16); Pouf (Art. 1222 color 23); Seat Cushion (Art. C/1222 color 600/16); Decorative Cushions (Art. C/701 color 600/16; Art. C/705 color 600/16, 600/06; Art. C/706 color 600/06); Carousel Alu-Thick Twist Rope Rectangular Coffee Table and Square Coffee Table (Art. 1224 and 1223 color 23-12).





MINIMAL





CANNOLÈ

DESIGN BY
CRISTELL/GARGANO
2021

Cannolè is a collection with evocative shapes, re-interpreted by a clear and contemporary design. It's the result of a magic born from the language of the knitwear tradition. Its lines, inspired by the handmade ribbing technique, follow the same thickened or enlarged regularity of the cannolè. The seats, embellished with a particular padded cushions, are versatile and customizable, thanks to modular elements with multiple compositions easy to be assembled. A timeless style collection that fits harmoniously into contemporary, country and classic environments.



114 - Cannolè 5-Seater Corner Sofa (Art. 1081 + 1082 + 1083 + 1084 color 24); Seat, Back, Armrest and Corner Cushions (Art. C/1080, C/1081, C/1082, C/1083, C/1084, C/1085 color 600/33); Decorative Cushions (Art. C/701 color 700/34; Art. C/705 color 600/39; Art. C/706 color 600/36); Cannolè Big and Small Coffee Tables (Art. 1087, 1088 color 24); Trevi Sunshade (Art. 995 color 22-38).

116 - Cannolè 2-Seater Sofa (Art. 1082 + 1083 color 37); Seat, Back, Right and Left Armrest Cushions (Art. C/1080 + C/1081 + C/1082 + C/1083 color 900/02); Right and Left armrest cushion (Art. C/1082 + C/1083 color 900/02); Decorative Cushions (Art. C/705 + C/701 color 600/44, 700/10, 600/18); Cannolè Small Coffee Table (Art. 1088 color 37); Cannolè Big Coffee Table (Art. 1087 color 37).

117 - Cannolè 2-Seater Sofa (Art. 1082 + 1083 color 37); Seat and Back Cushions (Art. C/1080 + C/1081 color 600/07); Decorative Cushions (Art. C/705 color 600/32, 600/40, 900/07; Art. C/706 color 900/75); Cannolè Small Coffee Table (Art. 1088 color 37).



MODERN





SHINE

DESIGN BY
ARIK LEVY
2014

A full collection of aluminium and teak furniture, with an understated design. Shine has an innate versatility that makes it perfect for both indoor and outdoor settings. Chairs, armchairs, lounge chairs and stools are available with both aluminium and certified teak seats. The collection is completed by single sunbeds with frames in either aluminium or certified teak, double sunbeds, tables of various sizes, fixed and extensible, suitable for different space requirements and contexts of use.




120 - Shine Armchairs (Art. 248 color 41-82-82); Shine Extensible Table (Art. 296 color 41-82); Shine Lounge Chairs (Art. 249 color 41-82-82); Shine Coffee Table (Art. 252 color 41-82).

122 - Shine Stackable Sunbed with hidden wheels (Art. 6295 color 82-300/67); Shine Sunbed Armrests (Art. 6295B color 82); Shine Sunbed Storage Net (Art. 295R); Signoria Sunshade (Art. 781 color 71-12); Twins Teak Coffee Table (Art. 6060 color 82); Yard Coffee Tables (Art. 509 color 41).


123 - Shine Stackable Sunbed with hidden wheels (Art. 6295 color 82-300/67); Shine Sunbed Roof (Art. 295T color 41-300/67); Shine Sunbed Armrests (Art. 6295B color 82); Shine Sunbed Storage Net (Art. 295R); Cushions (Art. C/295 color 900/75); Twins Teak Coffee Table (Art. 6060 color 82); Yard Coffee Tables (Art. 509 color 41).

124 - Shine Daybed (Art. 289 color 23-300/52); Shine Sunbed Roof (Art. 295T color 23-300/52); Shine Sunbed Armrests (Art. 295B color 82); Shine Sunbed Storage Net (Art. 295R); Shine Lounge Chairs (Art. 249 color 23-82-82); Shine Coffee Table (Art. 252 color 23-82); Yard Coffee Table (Art. 509 color 23); Cone Small Lamp (Art. 2001 color 23); Cone Polyester Dress Code (Art. DC/2001 color 900/99); Cone Floor Lamp (Art. 2007 color 23); Cone Polyester Dress Code (Art. DC/2002 color 900/99).





POLIEDRIC







LYZE

DESIGN BY
FLORENT COIRIER
2016

Florent Coirier found inspiration for the Lyze collection in an industrial design which makes this group of furniture elegant and contemporary. The unusual steel backrest is fixed to the aluminium seat and may come also in various sophisticated color combinations. Chair, armchair and lounge chair are also available with teak version of the seat.



130 - Lyze Lounge Chairs (Art. 617 color 24-24-24); Rio R50 Coffee Table (Art. 797 color 24).

132 - Lyze Armchairs (Art. 616 color 23-82-23); Lyze Armchair (Art. 616 color 23-23-71); Seat Cushion (Art. C/615 color 900/77); Shine Extensible Table (Art. 296 color 23-82).

133 - Lyze Armchairs and Lounge Chairs (Art. 616 and 617 color 23-82-23); Shine Extensible Table (Art. 296 color 23-82); Shine Coffee Table (Art. 252 color 23-82).



LINEAR






TAMI

DESIGN BY
PATRICK NORGUET
2019

Tami is a linear, elegant system of versatile and modular outdoor seats, which stands out for its harmonic proportions and clean shapes. Tami is able to satisfy with a few simple gestures multiple functional needs, transforming itself into a sofa or a multi-seater sofa. The slats can be in WPC or in a composite made of natural bamboo, a material that maintains its original properties.





136 - Tami Sofas in WPC (Art. 763, 764 color 23-34); Seat, Back and Armrest Cushions (Art. C/770, C/771, C/772 color 900/71); Armrest and Backrest Frame (Art. 761, 762 color 23-900/71); Coffee Table in WPC (Art. 766 color 23-34); Cone Lamp (Art. 2001 color 23); Cone Polyester Dress Code (Art. DC/2001 color 900/99); Cone Floor Lamp (Art. 2007 color 23); Cone Polyester Dress Code (Art. DC/2002 color 900/99); Red Carpet Rug (Art. 3002 color 900/40-900/71).

138 - Tami Coffee Tables in Bamboo (Art. 767 color 24-44).

139 - Tami Coffee Tables in Bamboo (Art. 766, 767 color 24-44); Tami 3-Seater Sofa in Bamboo (Art. 765 color 24-44); Seat, Back and Armrest Cushions (Art. C/770-C/771-C/772 color 900/75); Armrest and Backrest Frame (Art. 761, 762 color 24-900/75); Decorative Cushions (Art. C/701 color 700/13, 600/31, 600/07).



STYLISH





REEL

DESIGN BY
PIO & TITO TOSO
2023

Reel is a "rocking sofa" that transforms into a large and comfortable daybed, since the backrest can be easily adjusted according to need. The sunshade which completes it, similarly tilting and adjustable, allows the light to naturally and delicately filter through, ensuring utmost relaxation. The concept underlying Reel's design is the curve, like the curve of a smile inviting you on an intimate and relaxing journey far from the chaos and stress of the everyday life that surrounds us. Reel invites us to play and be gently rocked, in a constant balance between formal continuity, elegance, and comfort of use.



142 - Reel Rocking Sofa (Art. 180 color 23-02-98); Reel Seat and Back Cushion (Art. C/180 color 900/71); Decorative Cushions (Art. C/705 color 600/39); Snooze Cozy Deck Chair (Art. 219 color 51-300/30-500/10); Yard Coffee Table (Art. 509 color 23); Shine Coffee Table (Art. 252 color 23-82); Cone Small Lamp (Art. 2001 color 23); Cone Polyester Dress Code (Art. DC/2001 color 900/99); Ottoman Rug (Art. 3003 color 900/45).

144 - Reel Rocking Sofa (Art. 180 color 23-02-98); Reel Seat and Back Cushion (Art. C/180 color 900/71); Reel Teak Shelf (Art. 180P color 82); Ottoman Rug (Art. 3003 color 900/45).

145 - Reel Rocking Sofa (Art. 180 color 37-85-98); Reel Seat and Back Cushion (Art. C/180 color 900/09); Eco-Leather Storage Bag (Art. 180B color 200/93).



VELVETY






IVY

DESIGN BY
PAOLA NAVONE
2008

Translating a new outdoor living concept, Ivy is a collection of sculptural furniture with straight, formal lines. A defining feature of this collection is the steel mesh sheet interacting with voids and solids. The majesty of hollow forms, which merge with the surrounding nature, harmonise with the interwoven motifs in perfect balance.



148 - Ivy Sofa (Art. 586 color 23); Seat and Back Cushion (Art. C/586 color 900/71); Ivy Lounge Chairs (Art. 585 color 23); Seat and Back Cushions (Art. C/585 color 900/71); Ivy Coffee Table (Art. 589 color 23); Tiles with Fish (Art. 590 color 65).

150 - Ivy Sofa (Art. 586 color 23).

151 - Ivy Sofa (Art. 586 color 23); Seat and Back Cushion (Art. C/586 color 900/71); Ivy Coffee Table (Art. 589 color 23); Tiles with Scrabble (Art. 590 color 01).



MONUMENTAL





ALISEA

DESIGN BY
ALESSANDRO STABILE
2026

The Alisea contract seating collection, just like the wind, immediately evokes functional characteristics, such as lightness and essentiality. The airy texture of the metal seat and the visual regularity of the backrest rods recall the fluidity and movement of the wind. This design strongly merges two aesthetic languages, the metal sheet one and the rod one, expressing a sense of freedom and spontaneity. The Alisea collection combines two technologies and two different techniques: curved rod and expanded metal. Available with and without armrests. Alisea is proposed as a functional solution for street contract settings, easily matching various styles of such environments for its design and its wide colour range.



154 - Alisea Chair (Art. 1406 color 26); Darwin Table (Art. 848 color 26).

156 - Alisea Armchair (Art. 1407 color 24); Darwin Table (Art. 878 color 24).

157 - Alisea Armchair (Art. 1407 color 24); Darwin Table (Art. 878 color 24).



GRACEFUL






NEF

DESIGN BY
PATRICK NORGUET
2018

The Nef aluminium seat collection, inspired by the graphic design of hot air balloons, combines eclectic style and visual lightness with a solid structure. Ideal for dining settings with a contemporary look & feel, Nef is perfect for informal and experiential contract settings and well suits to spaces where design, materials and colors are carefully mixed.



160 - Nef Armchair (Art. 629 color 24-92); Terramare Table (Art. 725 color 24-53); Seat cushion (Art. C/626 color 700/34).

162 - Nef Lounge Chair Short Back (Art. 630 color 41-93); Nef Seat Cushion (Art. C/626 color 900/75).

163 - Nef Lounge Chair Short Back (Art. 630 color 17-92); Terramare Medium Coffee Table (Art. 733 + 736P color 41-36); Nef Seat Cushion (Art. C/626 color 900/77).



HARMONIUS






YARD

DESIGN BY
STEFAN DIEZ
2015

The weave elastic straps, fastened to the sophisticated aluminium frame in an innovative way give life to a collection defined by outstanding, eclectic style and superb comfort, perfectly suitable for outdoor uses. The Yard collection is refreshed with new 100% acrylic straps, which includes 50% recycled fiber, ensuring product longevity and durability. It's available in a new colour range and the system for weave fixing system to the light aluminum frame has been designed in accordance with the product aesthetics.



166 - Yard Armchairs and Chair (Art. 501 and Art. 500 color 41-54); Yard Table (Art. 505 color 41).

168 - Yard Armchairs (Art. 501 color 23-83); Darwin Table (Art. 878 color 23).

169 - Yard Sunbeds (Art. 504 color 23-83); Yard Coffee Table (Art. 509 color 23).






170 - Yard Chairs (Art. 500 color 23-83); Grace Collapsible Table (Art. 285+286 color 37).

171 - Yard Armchairs (Art. 501 color 23 - 83); Antigua Coffee Table (Art. 1397 color 24).

BOLD





CAFÉ

DESIGN BY
CHRISTOPHE PILLET
2025

Café, designed by Christophe Pilet, is a line of chairs in steel with a contemporary feel and classic references. It has a solid, sturdy construction to guarantee long-term use. The collection demonstrates impressive versatility thanks to chairs, armchairs and stools. The broad colour palette makes it ideal for both outdoor and indoor spaces, at home or in professional settings. The clean, elegant lines mean it can easily be paired with a wide range of tables from different EMU collections.



174 - Café Armchairs (Art. 557 color 24); Darwin Collapsible Tables (Art. 525 color 24); Patchwall flower boxes (Art. 2040 color 22).

176 - Café Armchairs (Art. 557 color 16,62,88,26,75); Plus4 Imperial Extensible Table (Art.3487 color 23); Navona Sunshade (Art. 985 color 23-01); Navona Large Bases (Art. 929/B8N color 23); Concrete Tiles (Art. 948); Luciole Small Lamp (Art.2010 color 23).

177 - Café Armchairs (Art. 557 color 16,75,62,88,26).

178 - Café 2-Seater Sofa (Art.560 color 43,24);Café Lounge Chair (Art.558 color 24,43); Yard Coffee Table (Art.507 color 24,43); Café Barstool (Art.559 color 24,43); Cone Small Lamp (Art. 2001 color 23); Cone Polyester Dress Code (Art. DC/2001 color 900/99).





AIRY







HEAVEN

DESIGN BY
JEAN-MARIE MASSAUD
2007

The idea underlying Heaven project is that of lightness derived from forms emerging from hollow spaces bordered by interweaving lines. The thin, woven steel net is the distinctive feature of a collection marked by well-proportioned lines and overall harmony. The transparent glass tops lighten the table surfaces, lending them almost an intangible aspect.



184 - Heaven Lounge Chairs (Art. 487 color 23); Heaven Coffee Table (Art. 496 color 23 + Art. 494 color 83); Heaven Tall and Short Vases (Art. 497, 498 color 23).

186 - Heaven Armchairs (Art. 485 color 23); Heaven Table (Art. 493 color 23 + Art. 494/V color 83).

187 - Heaven Armchairs (Art. 486 color 23); Heaven Table (Art. 494 color 23 + Art. 494/V color 83); Heaven Pouf (Art. 495 color 23); Cushion (Art. 495/S color 900/71).



FLEXIBLE





RE-TROUVÉ

DESIGN BY
PATRICIA URQUIOLA
2008

The Re-Trouvé collection originates in traditional forms rediscovered and reinterpreted with cleverness and originality by Patricia Urquiola. Re-Trouvé furniture conveys elegance and character in both classic contexts and contemporary settings, thanks to the geometric designs consisting of repeated diamond-shaped patterns that create rare and charming forms.



190 - Re-Trouvé Armchair (Art. 566 color 23); Seat and Back Cushion (Art. C/566 color 900/71); Re-Trouvé Round Table (Art. 570 color 23).

192 - Re-Trouvé Chair (Art. 565 color 24); Seat Cushions (Art. C/575 color 900/71); Re-Trouvé Poufs (Art. 575 color 23); Seat Cushion (Art. C/575 color 900/71); Re-Trouvé Round Table (Art. 569 color 23).

193 - Re-Trouvé Armchair (Art. 566 color 24); Seat and Back Cushion (Art. C/566 color 900/71); Re-Trouvé Pouf (Art. 575 color 23); Seat Cushion (Art. C/575 color 900/71).



MAJESTIC





ROUND

DESIGN BY
CHRISTOPHE PILLET
2007

Round is a collection defined by the search for structural balance and soft lines. An interpretation of sophisticated but essential outdoor space and airy shapes mark its furnishing elements.




196 - Round Lounge Chair (Art. 469 color 23); Round Coffee table (Art. 477 color 23).

198 - Round Barstool (Art. 467 color 23); Round 2 Seats Counter Table (Art. 475 color 23).

199 - Round Chairs (Art. 465 color 23); Round 6+4 Seats Extensible Table with HPL Top (Art. 480 color 23); Round Lounge Chairs (Art. 469 color 23); Round Coffee Table (Art. 477 color 23).



SYNCHRONIC







QUADRO

DESIGN BY
EMU D&S LAB
2024

Quadro, by EMU D&S Lab, is the 8-seater square table in steel, specially designed with generous dimensions to share convivial moments in total comfort. The design is featured by a removable and replaceable central insert, available in perforated sheet metal, certified teak or stoneware. A customisable accessory that can be adapted to any style and set of dining chairs.



204 - Quadro Table (Art. 1038 color 71 + Art. 1040 color 82); Twins Chairs (Art. 6040 color 71-82); Seat Cushions (Art. C/6051 color 900/71).

206 - Quadro Table (Art. 1038 color 71 + Art. 1039 color 51).

207 - Quadro table (Art. 1038 color 24 + Art.1041 color 24); Ronda X Chairs (Art. 457 color 24); Luciole Small Lamp (Art. 2010 color 24).



SOLEMN





DARWIN

DESIGN BY
LUCIDI/PEVERE
2015

The ergonomic proportions and lightness of structural lines guarantee both comfort and functionality. Darwin is a steel collection, which revisits classic themes, in a delicate metal sheet mesh placed within a contemporary geometric structure. The Darwin range consists of chair, armchair, tables, barstool and counter table, sofa, lounge chair and coffee table. Defined by its exceptional style, Darwin is suited to all kinds of furnishing contexts.



210 - Darwin Lounge Chairs and Sofas (Art. 524 and 527 color 24); Darwin Seat Cushion (Art. C/524 and C/527 color 700/34).

212 - Darwin Chair (Art. 521 color 03).

213 - Darwin Chair and Armchair (Art. 521 and Art. 522 color 03, 83); Terramare 8 Seats Rectangular Table (Art. 738 color 23).



FASCINATING





CIAK

DESIGN BY
STEFAN DIEZ
2016

Ciak, the contemporary director's chair by Stefan Diez, a perfect mix of function and design. Exploration of form, attention to detail, a blend of aluminium framework and high-performance fabric are its hallmark features. An elegant pouf matches the seats.



216 - Ciak Director's Chairs (Art. 974 color 41-300/67-41); Terramare 8 Seats Square Table (Art. 724 color 41-53).

218 - Ciak Director's Chairs (Art. 974 color 24-300/95-24, 37-300/66-37, 23-300/52-23, 41-300/67-41); Ciak Pouf/Footstools (Art. 975 color 24-300/95, 23-300/52).

219 - Ciak Director's Chair (Art. 974 color 23-300/52-23); Ciak Pouf/Footstool (Art. 975 color 23-300/52).



UNCONVENTIONAL





TIKI

DESIGN BY
LUCIDI/PEVERE
2011

Tiki is EMU's sunbed with a minimal, essential design and a soft, light silhouette that highlights its beauty and practical uses. This product is highly technical designed and takes full advantage of the disguised mechanisms and easy lock system, so the cloth could be easily replaced.



222 - Tiki Sunbeds (Art. 198 color 37-300/66); Yard Coffee Table (Art. 507 color 37).

224 - Tiki Stackable Sunbed (Art. 198 color 41-300/67); Tiki Armrest (Art. 198B color 41).

225 - Terra Director's Lounge Chair (Art. 721 color 41-200/93-300/67); Terra Footstool (Art. 723 color 41-300/67); Tiki Stackable Sunbed (Art. 198 color 41-300/67); Tiki Armrest (Art. 198B color 41); Tiki Wheels (Art. 198R color 41); Yard Coffee Table (Art. 507 color 41).



CHILL





PLUS4

DESIGN BY
EMU D&S LAB
2021

Plus4, by EMU D&S Lab, is a collection of residential tables in different shapes and sizes, featuring a built-in extension allowing up to 4 extra places. The round table perfectly combines functionality and space, while the oval shape of the extended version can comfortably seat up to 10 people. The Plus4 Imperial, on the other hand, with its 110cm depth, comfortably accommodates up to 12 people. The Balcony table, when not extended, is an excellent solution for furnishing outdoor areas with limited space.



228 - Rio R50 Chairs and Armchairs (Art. 790, 791 color 26); Plus4 Extensible Table (Art. 3485 color 26).

230 - Plus4 Round Extensible Table (Art. 3488 color 41); Coupole Chairs (Art. 440 color 71); Seat Cushions (Art. C/715 color 500/32).

231 - Plus4 Round Extensible Table (Art. 3488 color 41); Coupole Chairs (Art. 440 color 71); Seat Cushions (Art. C/715 color 500/32).

232 - Plus4 Imperial Extensible Table (Art. 3487 color 23); Ronda X Chairs and Armchairs (Art. 457, 458 color 23); Trevi Sunshade (Art. 996 color 20-81); Trevi Led Bars Kit (Art. 999).



DYNAMIC





RIVIERA

DESIGN BY
LUCIDI/PEVERE
2019

The Riviera collection is minimal, sophisticated and extraordinarily comfortable. The collection stands out for its sinuous lines, the retro look of the materials and modern finish techniques used. The collection includes chair, armchair, barstool and lounge chair.



236 - Riviera Chair (Art. 434 color 83, 13, 03, 16); Terramare Rectangular Table (Art. 738 color 23).

238 - Riviera Chair (Art. 434 color 62).

239 - Riviera Chairs and Armchairs (Art. 434, 435 color 23); Terramare Table (Art. 738 color 23); Red Carpet Rug (Art. 3002 color 900/43-900/75).

240 - Riviera Lounge Chairs (Art. 437 color 16); Riviera Barstool (Art. 436 color 16); Round 2 Seats Counter Table (Art. 475 color 23); Round Coffee Table (Art. 483 color 23); Cone Lamp (Art. 2007A + 2007B + 2007D); Dress Code (Art. DC/2002 color 900/99).





ROMANTIC





방향

HOT DRINKS		COLD DRINKS		TEA	
ESPRESSO	150	ICE ESPRESSO	150	GREEN TEA	150
AMERICANO	180	FRUIT ICE TEA	180	BLACK TEA	150
CAFFE LATTE	200	CAFFE LATTE	180	HERB TEA	150
BLANCO	150	ICE COFFEE	150	FRUIT TEA	150
FRUIT COFFEE	180	FRUIT COFFEE	180	FRUIT TEA	150
ICE FRUIT COFFEE	180	ICE FRUIT COFFEE	180	FRUIT TEA	150
ICE FRUIT COFFEE	180	ICE FRUIT COFFEE	180	FRUIT TEA	150
ICE FRUIT COFFEE	180	ICE FRUIT COFFEE	180	FRUIT TEA	150
ICE FRUIT COFFEE	180	ICE FRUIT COFFEE	180	FRUIT TEA	150

HOT DRINKS		COLD DRINKS		TEA	
ESPRESSO	150	ICE ESPRESSO	150	GREEN TEA	150
AMERICANO	180	FRUIT ICE TEA	180	BLACK TEA	150
CAFFE LATTE	200	CAFFE LATTE	180	HERB TEA	150
BLANCO	150	ICE COFFEE	150	FRUIT TEA	150
FRUIT COFFEE	180	FRUIT COFFEE	180	FRUIT TEA	150
ICE FRUIT COFFEE	180	ICE FRUIT COFFEE	180	FRUIT TEA	150
ICE FRUIT COFFEE	180	ICE FRUIT COFFEE	180	FRUIT TEA	150
ICE FRUIT COFFEE	180	ICE FRUIT COFFEE	180	FRUIT TEA	150
ICE FRUIT COFFEE	180	ICE FRUIT COFFEE	180	FRUIT TEA	150

방향



RIO R50

DESIGN BY
CRISTELL/GARGANO
2019

Rio R50 is an expertly crafted re-edition of the historic model Rio of the 70s. It stands out from its predecessor for an interesting, ergonomic and sophisticated modelling of a fold in the steel tubular rod mesh. Another distinctive feature is the characteristic R shape of the tubular Asform steel frame, which provides great resistance. The Rio R50 consists of a dining chair and armchair, a lounge armchair, also available in a rocking chair version, a barstool and a coffee table.



246 - Plus4 Extensible Table (Art. 3486 color 23); Rio R50 Chairs and Armchairs (Art. 790, 791 color 23).

248 - Rio R50 Lounge Chair (Art. 795 color 24); Rio R50 Coffee Table (Art. 797 color 24).

249 - Rio R50 Barstools (Art. 793 color 37); Yard Counter Table (Art. 538 color 37).



ICONIC





MOM

DESIGN BY
FLORENT COIRIER
2018

Mom is a brightly colored collection of steel chairs in two versions, a chair and an armchair. The graphic effect of the elegant, sculptural, metal backrest lightens the soft, snug shapes. The solid color palette gives this collection a young, fresh and ironic touch. For the indoor version there's the availability of a seat and back cushion made of padded fabric and fixed to the structure through a practical elastic system.



252 - Mom chair (Art. 639 color 83, 16, 03, 13); Darwin Table (Art. 848 color 23).

254 - Mom Chair and Armchairs (Art. 639 and Art. 640 color 26); Star Table (Art. 307 color 17).

255 - Mom Chair and Armchairs (Art. 639 and Art. 640 color 16).



ALL-AROUND







THOR

DESIGN BY
CHIARAMONTE/MARIN
1997

Inspired by hand-forged metal, the Thor collection features characteristic lines enhanced by the unusual assembly of the elements. Thor includes chair, low and high barstool on which it is possible to add, also later, the certified teak seat.



260 - Thor Chairs (Art. 655 color 23, 75, 37, 17); Teak Seats (Art. 659 color 82); Quadro Table (Art. 1038 color 23); Teak Central Piece (Art. 1040 color 82).

262 - Thor Chairs (Art. 655 color 37, 41, 26).

263 - Thor Barstools (Art. 657 color 24); Teak Seats (Art. 659 color 82); Nova Table (Art. 893 color 24).



CONTEMPORARY





MIA

DESIGN BY
JEAN NOUVEL
2012

Created by the visionary Jean Nouvel, Mia is a collection that looks to the future to stand out as an icon of urban furniture. Mia, with its minimal design and formal shapes, can bring character to any setting, both outdoor and indoor. Versatile and iconic Mia furniture offers the perfect blend of design, functionality and strength.



266 - Mia Chairs and Armchairs (Art. 410, 411 color 23); Round Extensible Table (Art. 479 color 23).

268 - Mia Chairs (Art. 410 color 23).

269 - Mia Barstools (Art. 412 color 23).



MINIMALIST





SNOOZE

DESIGN BY
CHIARAMONTE/MARIN
2013

Snooze creatively interprets the classic deckchair thanks to its generous and enveloping dimensions and is available in various colourful versions which add a touch of liveliness to every setting, both indoor and outdoor. The deckchair comes with a practical footstool, a small foldable armchair and a sunbed, available in the same colors range. The indoor version Snooze Cozy is made with a knitted weave and is available in 3 colors.



272 - Snooze Deck Chairs (Art. 201 color 17-300/42, 23-300/42, 23-300/78, 41-300/45, 43-300/76, 88-300/77).

274 - Snooze Director's Chairs (Art. 213 color 71-300/45); Star Table (Art. 307 color 71).

275 - Snooze Sunbeds (Art. 207 color 71-300/45).



276 - Snooze Cozy Deck Chair (Art. 219 color 52-300/31-500/11).

277 - Snooze Cozy Deck Chairs (Art. 219 color 51-300/30-500/10).



NOTABLE






BAHAMA

DESIGN BY
EMU D&S LAB
1980

A classic feature of the EMU catalogue, Bahama has survived the test of time thanks to its essential design, making it an evergreen of outdoor furniture. Its sturdy and enveloping seating ensures moments of comfort and relax en plein air.




280 - Bahama Deck Chairs (Art. 170 color color 17-300/42, 23-300/42, 23-300/78, 41-300/45, 43-300/76, 88-300/77).

282 - Bahama Deck Chairs (Art. 170 color color 17-300/42, 23-300/42, 23-300/78, 41-300/45, 43-300/76, 88-300/77).

283 - Bahama Deck Chairs (Art. 170 color color 17-300/42, 23-300/42, 23-300/78, 41-300/45, 43-300/76, 88-300/77).



VIBRANT





RONDA X

DESIGN BY
EMU D&SLAB
2021

Ronda eXtra strong stands out in contract and residential uses for its features of high resistance and stability. That's why the X acronym: eXtra stylish, eXtrastrong, eXtrasimple, eXtrasustainable.



286 - Ronda X Chair (Art. 457, color 13, 03, 16, 83); Darwin Table (Art. 848 color 23).

288- Ronda X Armchair (Art. 458 color 26); Pigalle Table (Art. 906 color 26).


289 - Ronda X Chairs and Armchairs (Art. 457, 458 color 26); Pigalle Table (Art. 906 color 26).

290 - Plus4 Round Extensible Table (Art. 3488 color 75); Ronda X Chairs (Art. 457 color 75); Seat Cushions (Art. C/457 color 500/34).





TIMELESS






COMBO

DESIGN BY
EMU D&SLAB
2026

The Combo tables, characterized by their essential design and versatility, integrate effortlessly into a wide array of outdoor settings. Available in several different sizes, Combo tables easily adapt to any space. These tables have long been paired with Ronda seatings, the same understated design, comfort, and versatility of use.



294 - Combo Table (Art. 1805 color 22); Mom Armchairs (Art. 640 color 22).

296 - Combo Table (Art. 1803 color 22); Round Armchair (Art. 466 color 22).

297 - Combo Table (Art. 1804 color 22); Como Armchairs (Art. 1201 color 22).






298 - Combo Tables (Art. 1803 and 1801 color 22); Round Armchairs (Art. color 22).

299 - Combo Table (Art. 1811 color 22); Rio R50 Armchairs (Art. 791 color 22).

VINTAGE





EMILY

DESIGN BY
EMU D&SLAB
2024

Emily is the new modular aluminium outdoor kitchen with a stoneware top, consisting of a wide range of assembleable elements that can be laid out individually or in combination to create complete, functional solutions. The modules can be open or closed, with intermediate shelves or side containers to accommodate a wide range of cooking, washing and barbecuing needs, or simply provide a handy support surface.



302- Emily Composition (Art. 7002 + 7004 + 7003 + 7006 + 7008 + 7010 color 23-51).

304- Emily Composition (Art. 7000 + 7002 + 2x 7004 + 7003 + 7006 + 7008 + 7009 + 7010 color 41-53);
Terramare Square Table (Art. 724 color 41-53); Carousel Armchairs (Art. 1212 and 1214 color 41-19).

305- Emily Composition (Art. 7000 + 7002 + 2x 7004 + 7003 + 7006 + 7008 + 7009 + 7010 color 41-53).



CONCRETE





CAMALEON

DESIGN BY
ANDREUCCI & HOISL
2023

Camaleon is a multifunctional and customizable system that allows to freely create tailored multiple compositions thanks to its modularity. Flower boxes, containers, dividers and shelves in metal and certified teak can be combined to your own taste.



308- Camaleon Base Modules (Art. 2050 color 41); Camaleon Steel Sheet Big Shelves (Art. 2055 color 41); Camaleon Front and Back Closing (Art. 2060 color 41); Camaleon Lateral Closings (Art. 2061 color 41); Camaleon Flower Boxes (Art. 2058 color 71); Camaleon Perforated Steel Sheet Small Shelves (Art. 2056 color 41); Shine 2/4 Seats Teak Top Tables (Art. 254 color 41 + Art. 257 color 82); Shine Chairs (Art. 247 color 41-82); Shine Armchairs (Art. 248 color 41-82).

310- Camaleon Base Modules (Art. 2050 color 41); Camaleon Steel Sheet Big Shelves (Art. 2055 color 41); Camaleon Perforated Steel Sheet Small Shelves (Art. 2056 color 41); Camaleon Flower Boxes (Art. 2058 color 71); Camaleon Teak Small Shelves (Art. 2057 color 82); Camaleon Upper Modules (Art. 2051 color 41); Camaleon Front and Back Closing (Art. 2060 color 41); Camaleon Lateral Closings (Art. 2061 color 41).

311- Camaleon Base Module (2x Art. 2050 color 23); Divider Grid (2x Art. 2052 color 23); Camaleon Steel Sheet Big Shelf (2x Art. 2055 color 23); Back Closing (Art. 2060 color 23); Lateral Closing (2x Art. 2061 color 23); Teak Small Shelf (5x Art. 2057 color 82); Flower Box (Art. 2058 color 71); Fasteners and Connectors (Art. 2063 color 23).



ADJUSTABLE





ARC EN CIEL

DESIGN BY EMU D&S LAB
2011

A range of colourful solutions to outdoor living, equally suited to balconies at home or large green gardens. Different sized tables and chairs, all of which can be folded making this furniture both informal and dynamic.



HOLLY

DESIGN BY EMU D&S LAB
2012

The Holly collection, made of aluminum and EMU-Tex, is perfect for seaside contexts. Armchair, lounge armchair and foot-stool stand out for their lightness and for their contemporary and harmonious lines.



ATHENA

DESIGN BY EMU D&S LAB
2002

The Athena collection made of steel, has a classic design for a friendly and stylish atmosphere. Its woven metal sheet gives elegance and personality to this furnishing line.



CODE

DESIGN BY EMU D&S LAB
2024

Code is an industrial-style street contract chair made of steel with an enveloping, ergonomic design ensuring the utmost comfort. The collection is available in the full range of colors.



COUPOLE

DESIGN BY EMU D&S LAB
2023

Couple steel chair and barstool are a contemporary reinterpretation of the homonymous and historic best seller. The distinctive pattern of its backrest takes inspiration from the shapes of the Brunelleschi's Dome.

RONDA

DESIGN BY ALDO CIABATTI
1995

Ronda seating solution has long been a global benchmark, standing out thanks to natural design. The inherent simplicity of Ronda compromises neither comfort nor versatility.

CAPRERA

DESIGN BY EMU D&S LAB
2013

The Caprera range is an updated version of the original line reinterpreted in a contemporary style.

PIGALLE

DESIGN BY EMU D&S LAB
1995

Romantic and ethereal, the Pigalle collection is the perfect choice to refinely enrich gardens and living spaces.



NOVA

DESIGN BY EMU D&S LAB
2018

Essential, distinctive and original lines: these are the peculiarities of the Nova collection, a series consisting of square and rectangular dining tables, and counter ones perfectly suitable for both residential and contract use.



STAR

DESIGN BY EMU D&S LAB
2012

With its lounge and dining furnishing elements, Star collection is an evergreen among EMU products. Simple shapes, color and versatility mark this collection which is defined by soft, classic lines, ideal in multiple contexts.



ALA

DESIGN BY CHIARAMONTE/MARIN
2002

Ala is extremely versatile and fits perfectly in every environment. Chair and armchair furnish all kind of outdoor spaces with great personality.



SOLE

DESIGN BY ALDO CIABATTI
1998

Harmonious and enveloping lines characterize Sole collection that furnishes all kinds of outdoor spaces with variety and simplicity. The large fretwork of seat and back evokes natural fibres weaving.



URBAN

DESIGN BY SAMUEL WILKINSON
2014

Urban interprets the contemporary style of city outdoor settings by creating areas for enjoyable convivial events, with its classic lines and the natural lightness of the aluminium.



SEGNO

DESIGN BY ALDO CIABATTI
2000

Segno's defining element is simplicity, a seat collection which relies on horizontal lines as its identifying feature. With its distinctive line motif, is the perfect seating element for those who love simple design and comfort.



FICUS

DESIGN BY CHIARAMONTE/MARIN
2019

Ficus is inspired by the characteristics of the Cactus, a strong plant capable of resisting adversity by regenerating itself in different forms. This majestic steel structure is composed of two modules height adjustable, leaves and fruits.



CONE

DESIGN BY CHIARAMONTE/MARIN
2018

Shapes from indoor traditions migrate to outdoor spaces: the Cone lamp collection is inspired by the elegant and vintage silhouettes of the 1950s, modernised thanks to a wise use of materials and the choice of generous shapes.



RED CARPET

DESIGN BY EMU D&S LAB
2023

Don't just furnish your outdoors, dress it too: EMU's external carpets, Red Carpet were designed to create stylish, yet practical outdoor areas.

OTTOMAN

DESIGN BY EMU D&S LAB
2023

Ottoman is a collection of handmade, waterproof rugs in polypropylene, specifically designed for outdoor use. The wide range of possible textures and weaves makes the Ottomans ideal for both contract and private uses.

PATCHWALL

DESIGN BY CHIARAMONTE/MARIN
2019

Patchwall is a modular panel system specifically created for Contract purposes, which allows to border and decorate any outdoor community space.

MATERIALS



- METALS

STEEL MESHES

MICROFIBER

EMU SYNTETHIC MESH

EMU-TEX

ABS

BELTS

TILES

SYNTETHIC ROPES

TEMPERED GLASS

PORCELAIN STONEWARE

HPL
- WOODS

WPC

COVER

WICKER

BASIC FABRICS

STANDARD FABRICS

EXCLUSIVE FABRICS

CONTRACT CUSHIONS FABRICS

REEL FABRICS

PRINTED FABRICS

RUGS FABRICS

ECO-LEATHER


METALS

STEEL - Iron and carbon alloy, with carbon content below 2%, treated to withstand the elements with the unique EMU-Coat anticorrosion process.

ALUMINIUM - Aluminium alloys, particularly suitable for cold-working and for die-casting, appropriately treated to withstand the elements and powder coated.

				
03 SPRING GREEN	13 ANTIQUE PINK	16 MARINE BLUE	17 MILITARY GREEN	22 ANTIQUE IRON
				
23 MATT WHITE	24 BLACK	26 MAPLE RED	33 MAGNOLIA PINK	37 GREY / GREEN
				
41 INDIAN BROWN	43 SAPPHIRE BLUE	46 INTENSE RED	51 GLOSSY BRONZE	52 GLOSSY BLACK
				
62 CURRY YELLOW	71 TAUPE	73 CEMENT	75 DARK GREEN	83 VANILLA YELLOW
				
88 OCEAN GREEN				

STEEL MESHES



MICROFIBER

100% PES multifilament material particularly resistant for daily use, in nubuck aspect, it has high quality and long-lasting components, characterized by the weaving of polyester fibers having a title equal to or less than 1 dtex.




EMU SYNTETHIC MESH

Composite material consisting of PVC (45%), PP (40%) and PES (5%), and constructed using a "Jacquard" double yarn in GG05 two-yarn, fit for out- and indoor use. The two united yarns create a "synthetic mesh" which is soft to the touch, with high technical qualities against microorganisms.



EMU-TEX

It is a technical fabric for outdoor use made with polyvinyl chloride thread. It features exceptional strength to ensure durability: maximum resistance to UV rays, the elements, humidity and sudden changes in temperature.



ABS

ABS is a thermoplastic techno-polymer that, once stabilised, well resists even against UV radiation and is therefore suitable to outdoor use. It maintains strong mechanical features even at low temperatures and has high strength, impact and scratch resistance. These features make it ideal for use in a range of sectors, including furnishing.



23 WHITE



24 BLACK



37 GREY / GREEN



41 BROWN

BELTS

The straps consist of 90% Raytent recycled acrylic (55% recycled acrylic from the disposal of awnings, 45% virgin acrylic fibre), plus 10% recycled polyester. They offer an exceptional combination of durability and functionality; in fact, they are considered water-repellent thanks to special treatments and finishes, making them particularly suitable for use outdoors.



10 SLATE



50 BORDEAUX



54 DARK BROWN




83 SMOKY GREY

TILES



01 TILES WITH SCRABBLE



65 TILES WITH FISH

SYNTHETIC ROPES

Double braid with polyester core and multifilament propylene covering. The external fibre is waterproof and resistant to UV rays.

ANTIGUA - NEF



91 WHITE



92 ANTHRACITE



93 BROWN



94 RED

CAROUSEL



12 MELANGE IVORY



18 MELANGE GREY



19 MELANGE BROWN

REEL




98 BEIGE

TEMPERED GLASS

Tempered glass compliant with international standards BS 6206 and produced compliant with standard BS 7376.



00 TRANSPARENT



83 SMOKEY GREY

PORCELAIN STONEWARE

Thanks to its excellent physical and mechanical properties, porcelain stoneware is ideal for outdoor use, since it is resistant to atmospheric corrosion and unaffected by UV exposure. Its qualities allow it to be water-and-oil repellent. Porcelain stoneware is obtained via the synthesizing process of ceramic clay, feldspar, kaolin and sand. These raw materials undergo grinding and atomization until a homogeneous particle size, suitable for pressing, is obtained. Firing takes place at 1150-1250°C for approx. 25-30 minutes in order to determine the ceramization of the mixture, ensuring the typical resistance to abrasion. The colors, veins and shadings of porcelain stoneware vary from piece to piece. Such difference indicates the plus value and the uniqueness of the product.



34 BASALTINA



35 STATUARIO WHITE



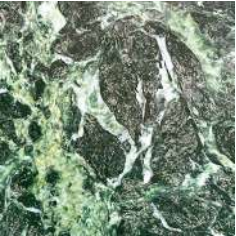
36 EMPERADOR



51 SALT



53 LEAD




59 ALPS GREEN

HPL


Self-supporting material suitable for outdoor exposure. It consists of layers of kraft paper impregnated with phenolic resins and of a decorative surface layer impregnated with thermosetting resins. These layers are pressed at 9 Mp and at a temperature of 150 degrees centigrade.



22 GREY



23 WHITE



24 BLACK



41 BROWN



54 VINTAGE BROWN



71 TAUPE



75 DARK GREY



76 LIGHT GREY

WOODS

BAMBOO - Bamboo is a rapidly growing plant which is collected without causing deforestation. After harvesting, the outermost layer is removed and the bamboo strips are modified using a special thermo-treatment process at 200°C, which increases its stability, ensures protection against fungi and guarantees the highest durability class. After the heat compression process the bamboo fibres become stronger and harder than any existing type of wood. With this specific process you can have a high density hardwood material which is resistant to all weather conditions.

TEAK - Traditional wood used for outdoor furniture with an exotic and timeless appeal. Teak is a hard wood with a high oil content suitable for outdoor use, without the need of painting. If it does not receive any protective treatment, the surface will turn into a silvery-grey finish, the natural protection of the internal part of the wood, considered an essential part of teak's charm. The teak used for EMU products is FSC® certified.

USE AND MAINTENANCE - As it is a natural material, it could have different nuances from one product to another or between components of the same product. In case of sudden changes in temperature and humidity, moreover, cracks may also occur. If it does not receive any maintenance treatment with the periodic application of common and specific oil-based protective products, the surface will turn into a silvery-grey finish that can be removed with a light sanding surface and subsequent polishing with an hessian cloth. Small stains caused by oil or other food products must be removed immediately, before the wood absorbs them, by sanding the concerned area and by polishing it with an hessian cloth. Stains from coffee, juices, natural drinks, without food additives, can be promptly removed with water and a soft cloth. When the wood gets wet for the first time, it is normal for the surface to become slightly rough when it dries; the initial polished-effect can be restored with light sanding surface and subsequent polishing with an hessian cloth. Teak is a natural material that absorbs water and is rich in oils. Over time, these oils, by a natural process can rise to the surface and stain the cushions that have been used. Stains on the cushions can be removed using soap and water.



44 BAMBOO



82 TEAK


WPC

WPC is a composite material made from wood fibers and HDPE. Semi-finished products are obtained by extruding the composite. This material is resistant to UV rays, atmospheric agents and humidity. WPC does not chip and is not damaged by bacteria or insects. It is a material that requires little maintenance. It does not need to be painted for protection.



34 CHARCOAL

COVER



30 DARK GREY


WICKER



27 HYACINTH

BASIC FABRICS


Acrylic fabric: a fibre whose base element is a polymer chain consisting of 85% acrylonitrile. Acrylic fibre combines the aesthetic qualities of a luxurious fabric with the texture and feel of wool with the functional qualities of resistance to the elements: UV resistant, it does not stain and does not rot upon contact with water as it is fast-drying.




700/4 ECRU 700/10 LIGHT BLUE 700/13 LIGHT GREY 700/32 WHITE 700/34 DARK GREY

STANDARD FABRICS

For information regarding the composition of fabrics in this range and their specific maintenance, please refer to the website www.emu.it, write to info@emu.it or contact the respective sales office.



900/02 SEA 900/05 BROWN 900/07 CHESNUT 900/08 SAND 900/09 SAGE




900/18 NACRE 900/71 WHITE 900/75 EBONY 900/77 GREY


EXCLUSIVE FABRICS

For information regarding the composition of fabrics in this range and their specific maintenance, please refer to the website www.emu.it, write to info@emu.it or contact the respective sales office.

CAT. E




600/31 BRICK RED 600/32 MERLOT 600/33 CLASSIC 600/34 DENIM 600/35 LAGOON




600/36 JOLLY 600/37 BARK 600/38 MUSLI 600/39 SWAN


CAT. D



600/27 RASPBERRY 600/40 GOLD 600/41 BRONZE 600/42 GREEN 600/43 FRESH




600/44 MARINE 600/45 GREEN STEM 600/46 TAUPE STEM 600/48 RED-BLUE KASIMIRO 600/49 LIGHT BLUE KASIMIRO



900/16 GREEN FAIRY

EXCLUSIVE FABRICS

CAT. C



600/07 YELLOW



600/14 ORANGE BURNT



600/16 SILVER BIRCH




600/18 FRESH AIR



600/47 WINERED STRIPES

CAT. B




600/11 HONOLULU

CONTRACT CUSHIONS FABRICS*

For information regarding the composition of fabrics in this range and their specific maintenance, please refer to the website www.emu.it, write to info@emu.it or contact the respective sales office.


*WATER-REPELLENT fabrics



500/32 BEIGE




500/33 INDIGO



500/34 FOREST GREEN



500/35 CHARCOAL



500/36 BROWN

REEL FABRICS



01 WHITE



24 DARK GREY




80 BEIGE

PRINTED FABRICS



900/92 GREEN LEAVES



900/93 GREEN NET



900/94 BLUE FLOWERS



900/96 RED FISHES



900/99 PLEATED

RUGS FABRICS



900/40 LIGHT GREY



900/41 GREIGE



900/42 BROWN



900/43 FANTASY



900/44 GREY



900/45 BEIGE



900/46 DARK GREY

ECO-LEATHER


The eco-leather is made of compacted Nylon micro-fibre in polyurethane bath. It is then coated with polyurethane of the same color.



200/92 WHITE



200/93 BROWN



200/94 GREY / GREEN



200/95 BLACK

concept:
Floriana Micheloni

art direction:
Floriana Micheloni

graphic desing,
text editing, supervision:
Studiopiù International

photos:
Studiopiù International
Ettore Panichi
Gian Domenico Troiano
Paolo Veclani
Franco Chimenti
Nicolò Lanfranchi
Ottavio Tomasini
Carolina Prieto
Luca Petrucci

printing:
Graphic Masters

thanks to:
Arch. Ivan Gallo
Cantina Roccafiore (Todi)
Baglio Siciliano Country House (Lido di Noto)
Arch. Corrado Papa
Battimandorlo - Dimora di Campagna (Noto)
Relais Scilla Maris (Noto)
Arch. Luca Cerullo
Lido Laura - Rosmarino (Paestum)
Hotel Royal Paestum
Masseria Don Luigi (Fasano)
Le 3 di Tuccino (Polignano a Mare)
Villa Monty Banks (Cesena)
Rara Factory Design House (Orvieto)
I Potti de Fratini (Perugia)
Decugnano dei Barbi (Orvieto)

The products illustrated are subject to constant revisions in terms of their functional details and continuous research goes into the finishing treatments applied. The products presented in this publication, as well as the descriptions and the specifications given are illustrative and are subject to change by EMU Group S.p.A.

Non-contractual document

EMU Group S.p.A.
MARSCIANO, PERUGIA, ITALY / SEPTEMBER 2025



Organizzazione con sistema di gestione della Qualità Certificato UNI EN ISO 9001:2015 da IMQ



Richiedi i prodotti certificati FSC®
Look for our FSC® certified products

